

## DIODE(THREE PHASES BRIDGE TYPE)

# DF40AA120/160

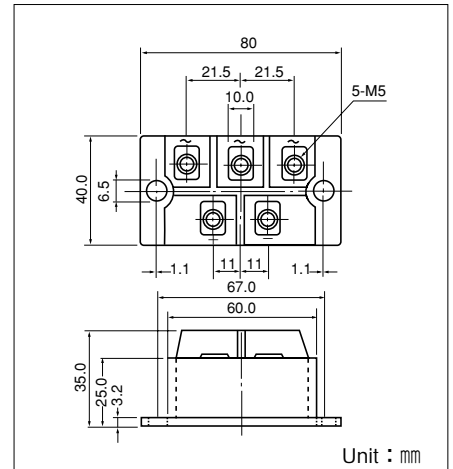
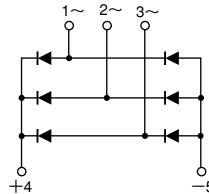
UL:E76102(M)

Power Diode Module **DF40AA** is designed for three phase full wave rectification, which has six diodes connected in a three phase bridge configuration. The mounting base of the module is electrically isolated from semiconductor elements for simple heatsink construction output DC current is 40Amp ( $T_c=116^\circ\text{C}$ ) Repetitive peak reverse voltage is up to 1,600V.

- $T_{j\text{Max}}=150^\circ\text{C}$
- Isolated Mounting Base
- High reliability by unique glass passivation

### (Applications)

AC. DC Motor Drive/AVR/Switching  
—for three phase rectification



### Maximum Ratings

( $T_j=25^\circ\text{C}$  unless otherwise specified)

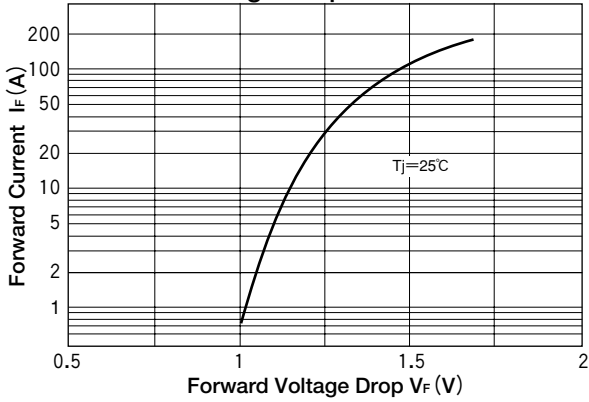
Symbol	Item	Ratings		Unit
		DF40AA120	DF40AA160	
$V_{RRM}$	Repetitive Peak Reverse Voltage	1200	1600	V
$V_{RSM}$	Non-Repetitive Peak Reverse Voltage	1300	1700	V

Symbol	Item	Conditions	Ratings	Unit	
$I_D$	Output current (D.C.)	Three phase. full wave. $T_c=116^\circ\text{C}$	40	A	
$I_{FSM}$	Surge Forward Current	1 cycle, 50/60Hz, peak value, non-repetitive	640/700	A	
$T_j$	Junction Temperature		-40 to +150	$^\circ\text{C}$	
$T_{stg}$	Storage Temperature		-40 to +125	$^\circ\text{C}$	
$V_{iso}$	Isolation Breakdown Voltage (R.M.S.)	Main Terminal to case 1minute	2500	V	
	Mounting Torque	Mounting (M6)	Recommended Value 2.5-3.9 (25-40)	4.7 (48)	N·m (kgf·cm)
		Terminal (M5)	Recommended Value 1.5-2.5 (15-25)	2.7 (28)	
	Mass	Typical Value	200	g	

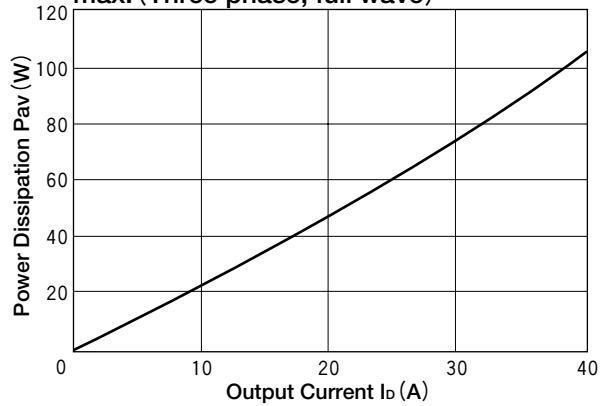
### Electrical Characteristics

Symbol	Item	Conditions	Ratings	Unit
$I_{RRM}$	Repetitive Peak Reverse Current, max.	$T_j=150^\circ\text{C}$ at $V_{RRM}$	8.0	mA
$V_{FM}$	Forward Voltage Drop, max.	$I_{FM}=40\text{A}$ , $T_j=25^\circ\text{C}$ Inst. measurement	1.3	V
$R_{th(j-c)}$	Thermal Impedance, max.	Junction to case	0.32	$^\circ\text{C/W}$

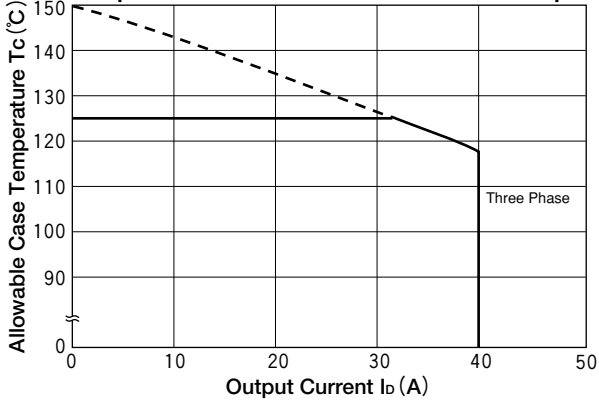
Forward Voltage Drop max.



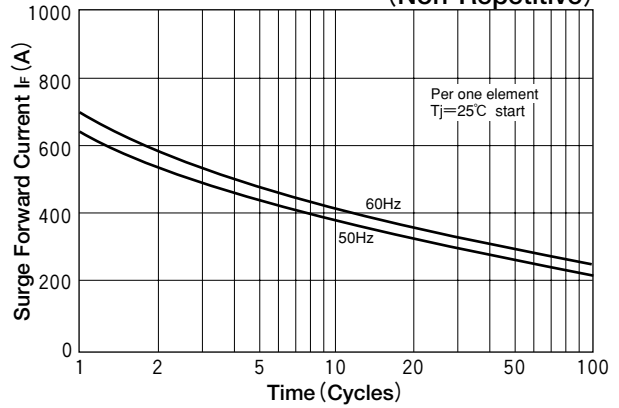
Output Current vs. Power Dissipation, max. (Three phase, full wave)



Output Current vs. Allowable case Temp



Cycle Surge Forward Current Rating (Non-Repetitive)



Transient Thermal Impedance (max)

