


SanRex[®] MOSFETS/TRANSISTORS/FRD

POWER MOSFET MODULE

T-39-15

TYPE	I _D A	V _{DSS} V	Switching Time(ns)				R _{DS(on)} mΩ	V _{DS(on)} V	V _{CESS} V	V _{ISO} V(RMS)	R _{thjc} C/W	T _J C	CONN NO.	Fig. NO.
			td(on)	tr	td(off)	tf								
FBA50BA50	50	500	60	60	650	130	120	3.0	±20	2500	0.39	150	K	37
FCA50BC50	50	500	60	60	650	130	140	3.5	±20	2500	0.38	150	L	38
FBA75BA50	75	500	60	120	700	210	100	4.0	±20	2500	0.31	150	K	37
FCA75BC50	75	500	60	60	650	130	140	3.5	±20	2500	0.29	150	L	38
SF100AA50	100	500	70	120	1100	280	70	3.5	±20	2500	0.21	150	M	36
SF150AA50	150	500	90	180	1400	360	50	2.5	±20	2500	0.16	150	M	36
SF100AA20	100	200	80	130	650	120	25	1.25	±20	2500	0.41	150	M	36
SF150AA20	150	200	80	240	1300	330	17	1.3	±20	2500	0.27	150	M	36
SF200AA20	200	200	320	560	1800	400	15	1.5	±20	2500	0.2	150	M	36
SF200AA10	200	100	280	220	220	60	8	0.8	±20	2500	0.31	150	M	36



FBA50BA

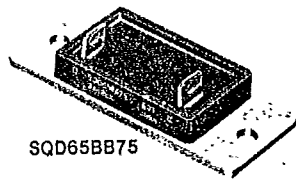


SF200AA10

☆New

DARLINGTON TRANSISTOR (for IH)

TYPE	I _C A	V _{CEO} V	Switching Time(μs)			h _{FE} (min)	V _{CE(sat)} V(max)	V _{BE(sat)} V(max)	I _{CEO} mA(max)	T _{rr} μS(TYP)	R _{thjc} C/W	T _J C	CONN No.	Fig. No.
			t _{on}	t _s	t _f									
SQD35	35	1600	6.5	6	5	35	1.5	2.5	1	3	0.4	150	N	31
SQD50	50	1000	3.5	3	1.75	70	2	2.8	1	2.5	0.36	150	N	31
SQD65	65	750	2.5	3	1.5	200	2	2.8	1	3	0.44	150	N	31
SQD70	70	900	2.5	3	1.45	150	2	2.8	1	3	0.36	150	N	31




SQD65BB75


● Contact factory

FAST RECOVERY DIODE

TYPE	V _{RRM} V	I _{F(AV)}		I _{F(RMS)}		I _{FSM} A(60HZ)	I ² T A ² S	V _{FM} V(25C)	I _{RRM} mA(125C)	V _{ISO} V(RMS)	t _{rr} (ns)	T _J C	R _{thjc} C/W	Fig. No.	Connection
		A	C	A	C										
DG20AA...M	400/600	20	80	31	80	450	840	1.4	6	2500	1200	125	2.0	15	DG,FRG,FRS
FRG25AA	300/600	25	78	38	78	450	840	1.8	30	2500	200	150	1.6	15	★
FRG25BA	500	25	94	38	94	450	840	1.4	30	2500	100	150	1.6	15	★
DD50GB...L	400/600	50	106	78.5	106	1000	4150	1.20	10	2500	700	150	0.7	21	30-02-01
DD50GB...M	400/600	50	98	78.5	98	1000	4150	1.25	10	2500	800	150	0.7	21	FRD
FRD/FDS100AA	300/600	100	78	157	78	2000	16600	1.8	150	2500	200	150	0.4	21	★
FRD/FDS100BA	500	100	94	157	94	2000	16600	1.4	150	2500	100	150	0.4	21	★
FRS200AA	300/600	200	82	314	92	3300	45000	1.8	300	2500	200	150	0.2	21	DD,FDS
FRS200BA	500	200	94	314	94	3300	45000	1.4	300	2500	100	150	0.2	21	★
MDF(R)150L	200~400	150	94	235	94	3000	37500	1.3	50	—	450	150	0.3	20	⚡
MDF(R)150M	200~400	150	94	235	94	3000	37500	1.3	50	—	550	150	0.3	20	⚡
MDF(R)250A...L	200~400	250	85	390	85	4500	84000	1.3	60	—	450	150	0.2	20	⚡
MDF(R)250A...M	200~400	250	85	390	85	4500	84000	1.3	60	—	550	150	0.2	20	⚡



FRG25AA



FRD100AA

★ Under Develop

CONNECTION

