

MITSUBISHI FAST RECOVERY DIODE MODULES

# RM200DA-20F,-24F

HIGH SPEED SWITCHING USE  
INSULATED TYPE

RM200DA-20F,-24F



- **Idc** DC current ..... **200A**
- **VRRM** Repetitive peak reverse voltage  
..... **1000/1200V**
- **trr** Reverse recovery time ..... **0.8μs**
- **Insulated Type**
- **UL Recognized**

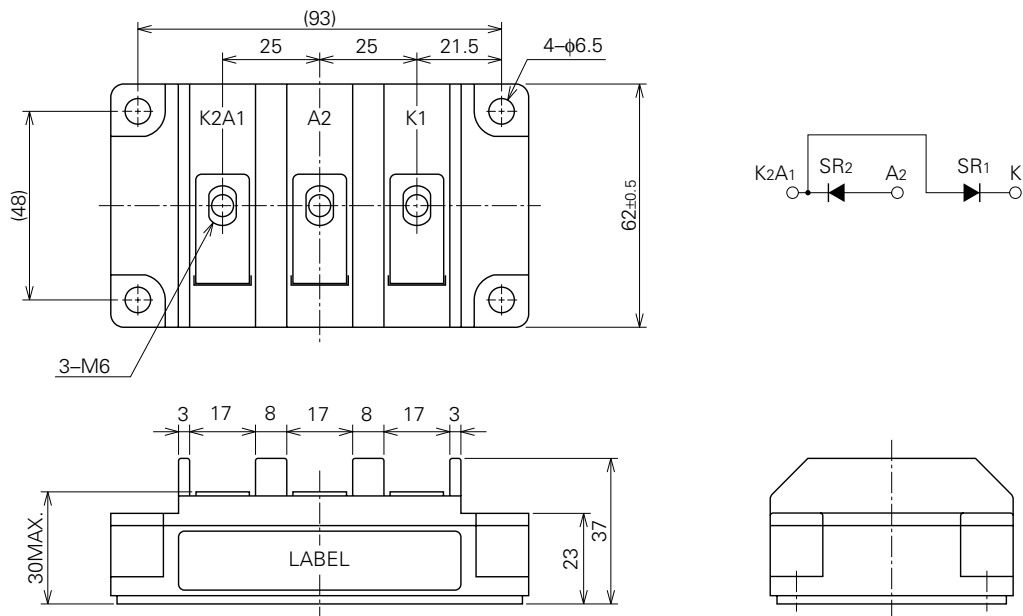
Yellow Card No. E80276 (N)  
File No. E80271

## APPLICATION

Free wheel use, Welders

## OUTLINE DRAWING & CIRCUIT DIAGRAM

Dimensions in mm



# RM200DA-20F,-24F

HIGH SPEED SWITCHING USE  
INSULATED TYPE

## ABSOLUTE MAXIMUM RATINGS (T<sub>j</sub>=25°C)

Symbol	Parameter	Voltage class		Unit
		20	24	
V <sub>RRM</sub>	Repetitive peak reverse voltage	1000	1200	V
V <sub>DRM</sub>	Non-repetitive peak reverse voltage	1100	1350	V
V <sub>R (DC)</sub>	Reverse DC voltage	800	960	V

Symbol	Parameter	Conditions	Ratings	Unit
I <sub>DC</sub>	DC current	Resistive load, T <sub>c</sub> =75°C	200	A
I <sub>FSM</sub>	Surge (non-repetitive) forward current	One half cycle at 60Hz, peak value	4000	A
I <sup>2</sup> <sub>t</sub>	I <sup>2</sup> <sub>t</sub> for fusing	Value for one cycle surge current	1.65 × 10 <sup>4</sup>	A <sup>2</sup> s
T <sub>j</sub>	Junction temperature		-40~+150	°C
T <sub>stg</sub>	Storage temperature		-40~+125	°C
V <sub>iso</sub>	Isolation voltage	Charged part to case	2500	V
—	Mounting torque	Main terminal screw M6	1.96~2.94	N·m
			20~30	kg·cm
		Mounting screw M6	1.96~2.94	N·m
			20~30	kg·cm
—	Weight	Typical value	460	g

## ELECTRICAL CHARACTERISTICS

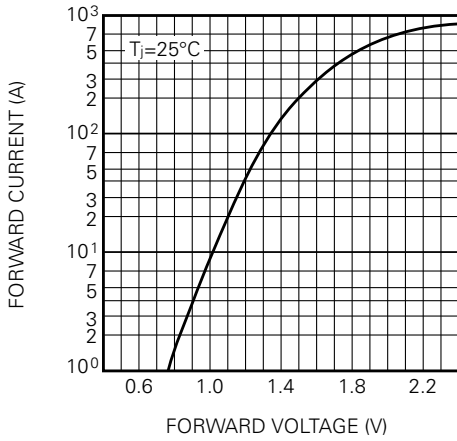
Symbol	Parameter	Test conditions	Limits			Unit
			Min.	Typ.	Max.	
I <sub>RRM</sub>	Repetitive reverse current	T <sub>j</sub> =150°C, V <sub>RRM</sub> applied	—	—	40	mA
V <sub>FM</sub>	Forward voltage	T <sub>j</sub> =25°C, I <sub>FM</sub> =200A, Instantaneous meas.	—	—	1.5	V
t <sub>rr</sub>	Reverse recovery time	I <sub>FM</sub> =200A, T <sub>j</sub> =150°C, di/dt=-400A/μs, V <sub>R</sub> =600V	—	—	0.8	μs
Q <sub>rr</sub>	Reverse recovery charge		—	—	130	μC
R <sub>th (j-c)</sub>	Thermal resistance	Junction to case	—	—	0.25	°C/W
R <sub>th (c-f)</sub>	Contact thermal resistance	Case to fin, conductive grease applied	—	—	0.04	°C/W

# RM200DA-20F,-24F

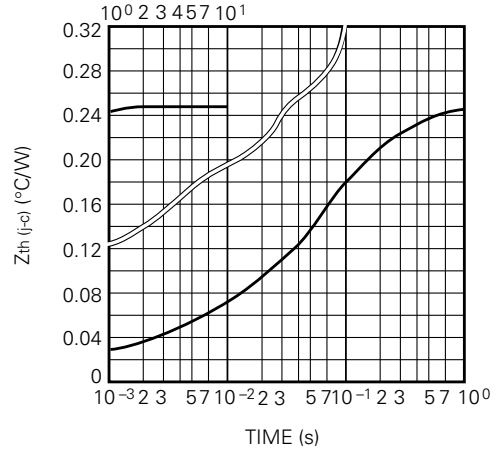
HIGH SPEED SWITCHING USE  
INSULATED TYPE

## PERFORMANCE CURVES

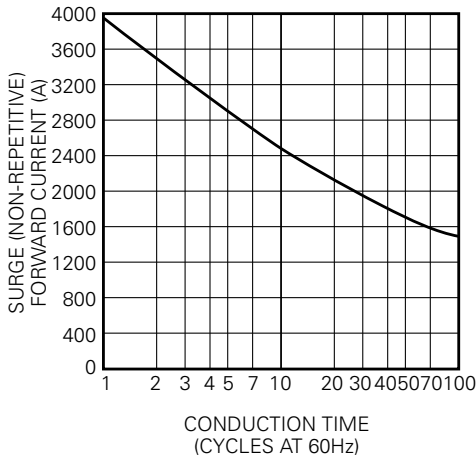
MAXIMUM FORWARD CHARACTERISTIC



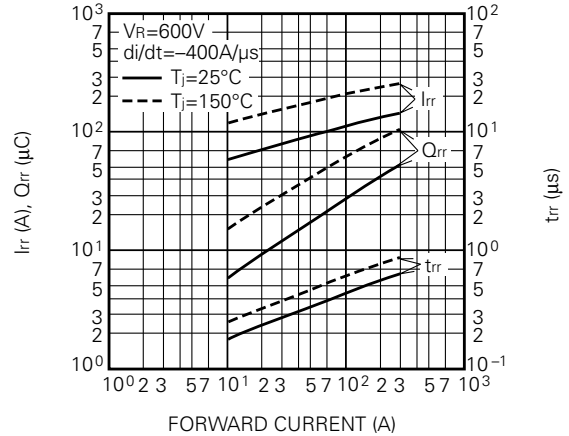
MAXIMUM TRANSIENT THERMAL IMPEDANCE (JUNCTION TO CASE)



RATED SURGE (NON-REPETITIVE) FORWARD CURRENT



REVERSE RECOVERY CHARACTERISTICS VS. FORWARD CURRENT (TYPICAL)



REVERSE RECOVERY CHARACTERISTICS VS. -di/dt (TYPICAL)

