

**SEMIPONT<sup>®</sup> 5**

## Bridge Rectifiers

### SKD 115

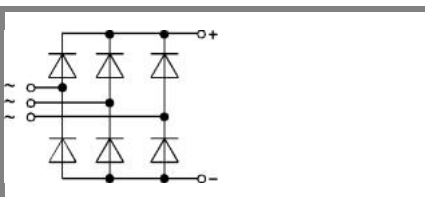
Target Data

### Features

- Compact design
- SKiiP technology: thermal pressure contact, no base plate and no hard mould
- Two screws mounting
- Heat transfer and isolation through direct copper board (low  $R_{th}$ )
- Low resistance in steady-state and high reliability
- High surge currents
- Up to 1800 V
- UL recognized, file no. E 63 532

### Typical Applications

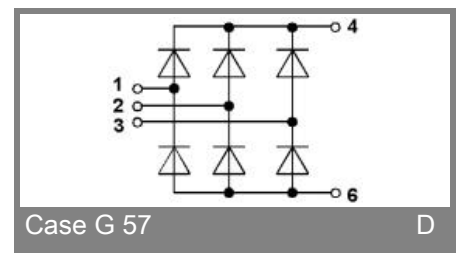
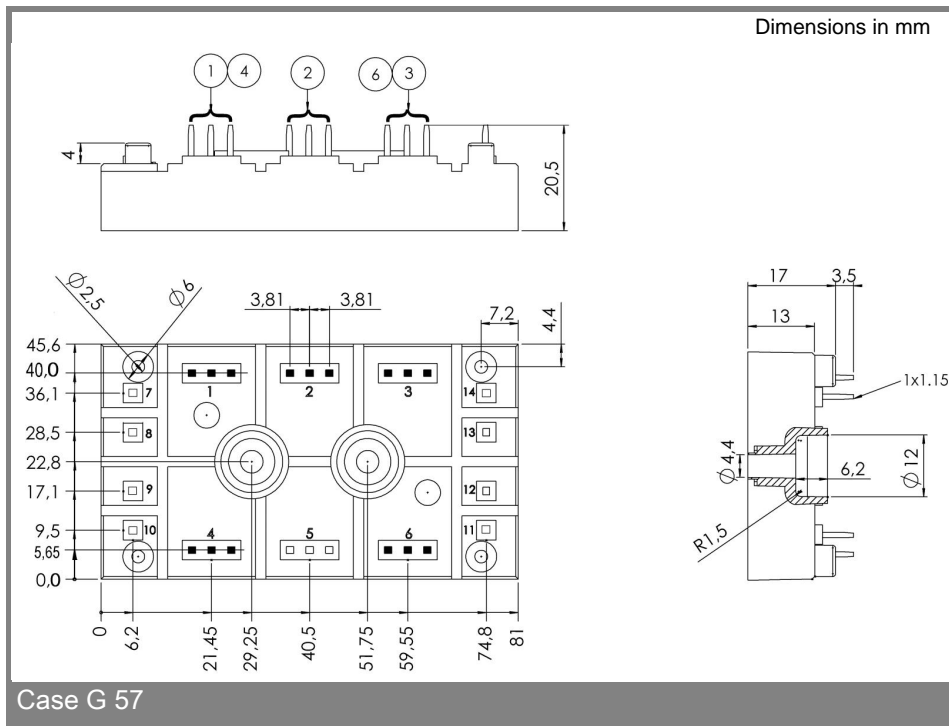
- Three phase rectifiers for power supplies
- Input rectifiers for variable frequency drives
- Rectifiers for DC motor field supplies
- Battery charger rectifiers



D

$V_{RSM}$ V	$V_{RRM}, V_{DRM}$ V	$I_D = 110$ A (full conduction) ( $T_s = 85$ °C)
	1200	SKD 115/12
	1600	SKD 115/16
	1800	SKD 115/18

Symbol	Conditions	Values	Units
$I_D$	$T_s = 85$ °C	110	A
$I_{FSM}$	$T_{vj} = 25$ °C; 10 ms $T_{vj} = 125$ °C; 10 ms	1150	A
$i^2t$	$T_{vj} = 25$ °C; 8,3 ... 10 ms $T_{vj} = 125$ °C; 8,3 ... 10 ms	6600	A <sup>2</sup> s A <sup>2</sup> s
$V_F$	$T_{vj} = 125$ °C; $I_F = 75$ A	max. 1,25	V
$V_{(TO)}$	$T_{vj} = 125$ °C	0,8	V
$r_T$	$T_{vj} = 125$ °C	7	mΩ
$I_{RD}$	$T_{vj} = 25$ °C; $V_{DD} = V_{DRM}$ ; $V_{RD} = V_{RRM}$		mA mA
$R_{thjh}$	per diode	1	K/W K/W
$T_{solder}$	Terminals, max 10s	260	°C
$T_{vj}$		- 40 ... + 150	°C
$T_{stg}$		- 40 ... + 125	°C
$V_{isol}$	a. c. 50 Hz; r.m.s.; 1 s / 1 min. to heatsink; SI units	3600 ( 3000 )	V
$M_s$		2,5	Nm
$M_t$			Nm
m	approx.	75	g
Case		G 57	



This technical information specifies semiconductor devices but promises no characteristics. No warranty or guarantee expressed or implied is made regarding delivery, performance or suitability.